

## Constant Contact Survey Results

**Survey Name:** Topsfield Transportation Survey for School Year 2009-2010

**Response Status:** Partial & Completed

**Filter:** None

Feb 06, 2009 9:00:31 AM

---

### TextBlock:



Dear Parents & Guardians of Topsfield Elementary Students:

We are asking for your feedback as part of the 2009 - 2010 budget preparation. As you are well aware we are in very challenging times economically. The impact of this financial downturn is being felt across all aspects of our lives. The educational services for our students are not immune to these challenges. The School Committee and the School Administration will be evaluating all educational programs as part of the budget process.

The transportation services will be reviewed to determine if the service can and/or should be adjusted as part of the proposed budget. Your input will be an important part of our review. Please note that extensive deliberations are conducted in public meetings and you are invited to attend any of the Topsfield Elementary School Committee meetings to share your perspective. The School Committee will be issuing an additional survey in this format concerning all other aspects of our educational program in the very near future.

---

### Do you currently use Elementary School Transportation?

Answer	0%	100%	Number of Response(s)	Response Ratio
Yes			100	83.3 %
No			19	15.8 %
No Response(s)			1	<1 %
<b>Totals</b>			<b>120</b>	<b>100%</b>

If you do not use Elementary School Transportation, then please select which reason(s) best describe why.

Answer	0%	100%	Number of Response(s)	Response Ratio
Personal Choice			3	10.7 %
Bus stop is too far from my home			1	3.5 %
Morning activities			1	3.5 %
Afternoon activities			2	7.1 %
Location of bus stop			1	3.5 %
Pick up time			2	7.1 %
Drop off time			2	7.1 %
School distance from home			3	10.7 %
Bus behavior			2	7.1 %
Child(ren)'s age			4	14.2 %
Other			7	25.0 %
<b>Totals</b>			<b>28</b>	<b>100%</b>







How often do you take advantage of the Elementary School Transportation?

Answer	0%	100%	Number of Response(s)	Response Ratio
Once per week			0	0.0 %
Twice per week			1	<1 %
Three times per week			9	7.5 %
Four times per week			5	4.1 %
Every day			85	70.8 %
Other			12	10.0 %
No Response(s)			8	6.6 %
<b>Totals</b>			<b>120</b>	<b>100%</b>

Do you utilize the Elementary School Transportation in the AM, PM or both?

Answer	0%	100%	Number of Response(s)	Response Ratio
AM only			7	5.8 %
PM only			7	5.8 %
Both			88	73.3 %
No Response(s)			18	15.0 %
<b>Totals</b>			<b>120</b>	<b>100%</b>







On a scale of 1-5 (1 being the best possible experience and 5 being the worst experience) how would you rate your child(ren)'s experience on the school bus?

Answer	0%	100%	Number of Response(s)	Response Ratio
1			39	32.5 %
2			28	23.3 %
3			12	10.0 %
4			18	15.0 %
5			8	6.6 %
No Response(s)			15	12.5 %
<b>Totals</b>			<b>120</b>	<b>100%</b>

How do you get to the assigned school bus stop?

Answer	0%	100%	Number of Response(s)	Response Ratio
I drive (or walk) to the bus stop with my child(ren)			95	79.1 %
I carpool with friends and neighbors			1	<1 %
Other			7	5.8 %
No Response(s)			17	14.1 %
<b>Totals</b>			<b>120</b>	<b>100%</b>






How would you rate the distance of the assigned bus stop from your home (1 being very good 5 being not good)?

Answer	0%	100%	Number of Response(s)	Response Ratio
1			73	60.8 %
2			11	9.1 %
3			5	4.1 %
4			3	2.5 %
5			14	11.6 %
No Response(s)			14	11.6 %
<b>Totals</b>			<b>120</b>	<b>100%</b>




If you drive your child(ren) to and from school, at which school do you drop off/pick your child(ren)?

Answer	0%	100%	Number of Response(s)	Response Ratio
Steward Elementary School			29	24.1 %
Proctor Elementary School			20	16.6 %
Both			13	10.8 %
Not applicable			31	25.8 %
No Response(s)			27	22.5 %
<b>Totals</b>			<b>120</b>	<b>100%</b>






How would you rate the drop off/pick up experience at the school(s)(1 being very good and 5 being very bad)?

Answer	0%	100%	Number of Response(s)	Response Ratio
1			40	33.3 %
2			24	20.0 %
3			16	13.3 %
4			10	8.3 %
5			0	0.0 %
No Response(s)			30	25.0 %
<b>Totals</b>			<b>120</b>	<b>100%</b>

If the School District was to implement a bus usage fee, then how much do you believe would be a reasonable fee?

Answer	0%	100%	Number of Response(s)	Response Ratio
\$100 - \$200 per student			42	35.0 %
\$201 - \$300 per student			3	2.5 %
\$301 - \$400 per student			1	<1 %
Other			53	44.1 %
No Response(s)			21	17.5 %
<b>Totals</b>			<b>120</b>	<b>100%</b>

Which statement best describes your household circumstance?

Answer	0%	100%	Number of Response(s)	Response Ratio
We depend on the Elementary School Transportation			55	45.8 %
We could drive our child(ren) to school if necessary			38	31.6 %
We use the Elementary School Transportation for convenience reasons			11	9.1 %
We use the Elementary School Transportation to get to after school activities			0	0.0 %
Other			5	4.1 %
No Response(s)			11	9.1 %
<b>Totals</b>			<b>120</b>	<b>100%</b>

Thank you for your time and consideration. Please feel free to share your thoughts, comments and recommendations for the 2009-2010 School Transportation Services.

29 Response(s)